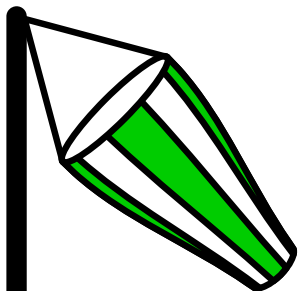



吹き流しの角度と風速の目安

45°




風速
4m/s

62°




風速
6m/s

75°




風速
8m/s

80°



風速
10m/s

84°



風速
12m/s

強風時の作業は、現場責任者の指示に従うこと！